

SunForte

PM096B00

Mono-Crystalline
Photovoltaic Module



20%
EFF.

320W
330W

Power Range
320 ~ 330 Wp



Highly Strengthened Design

Module complies with advanced loading tests to meet 5400 Pa loading requirements



Resistance to Salt Corrosion and Humidity

Module complies with IEC 61701: Salt Mist Corrosion Testing



Back Contact Cells

No string in the front side enhances light conversion space



IP-67 Rated Junction Box

Advanced water and dust proof level



Transformer less

Validates the compatibility with transformer-less inverters at high system voltage.



PID-Free



Anti-Reflection Coated Glass

Anti-reflective surface enhances the power performance



BenQ
Solar

SunForte PM096B00 (320~330 W_p)

Electrical Data

Typ. Nominal Power P _N	320 W	325 W	327 W	330 W
Typ. Module Efficiency	19.6%	19.9%	20.1%	20.3%
Typ. Nominal Voltage V _{mp} (V)	54.7	54.7	54.7	54.7
Typ. Nominal Current I _{mp} (A)	5.86	5.94	5.98	6.04
Typ. Open Circuit Voltage V _{oc} (V)	64.8	64.9	64.9	64.9
Typ. Short Circuit Current I _{sc} (A)	6.27	6.39	6.46	6.52
Maximum Tolerance of P _N	0 / +3%			

- Above data are the effective measurement at Standard Test Conditions (STC)
- STC: irradiance 1000 W/m², spectral distribution AM 1.5, temperature 25 ± 2 °C, in accordance with EN 60904-3
- The given electrical data are nominal values which account for basic measurements and manufacturing tolerances of ±10%, with the exception of P_N. The classifications is performed according to P_N

Temperature Coefficient

NOCT	45 ± 2 °C
Typ. Temperature Coefficient of P _N	-0.38 % / K
Typ. Temperature Coefficient of V _{oc}	-0.27 % / K
Temperature Coefficient of I _{sc}	0.06 % / K

- NOCT: Normal Operation Cell Temperature, measuring conditions: irradiance 800 W/m², AM 1.5, air temperature 20 °C, wind speed 1 m/s

Mechanical Characteristics

Dimensions (L x W x H)	1559 x 1046 x 46 mm (61.38 x 41.18 x 1.81 in)
Weight	18.6 kg (41.0 lbs)
Front Glass	High transmission tempered glass with AR-Tech, 3.2 mm (0.13 in)
Cell	96 high efficiency back contact cells, 125 x 125 mm (5" x 5")
Back Sheet	Composite film
Frame	Anodized aluminum frame
Junction Box	IP-67 rated with 3 bypass diodes
Connector Type & Cables	TE Connectivity PV4: 1x4mm ² (0.04x0.16inch ²), Length: each 1.0m (39.37inches)

Operating Conditions

Operating Temperature	-40 ~ +80 °C
Ambient Temperature Range	-40 ~ +45 °C
Max. System Voltage IEC	1000 V
Serial Fuse Rating	20A
Maximum Surface Load Capacity	Tested up to 5400 Pa according to IEC 61215 (advanced test)

Warranties and Certifications

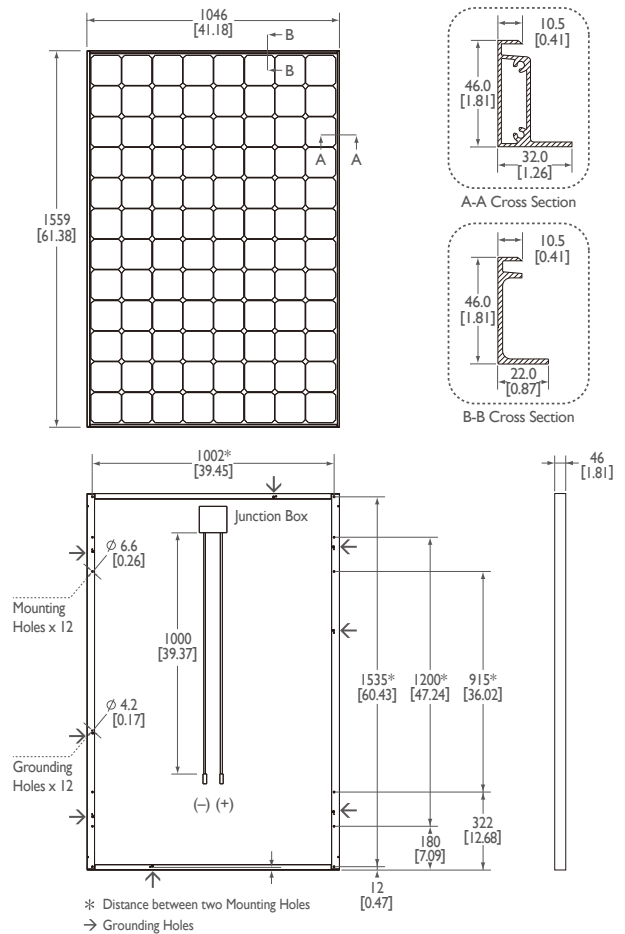
Product Warranty	Maximum 10 years for material and workmanship
Performance Guarantee	Guaranteed output of 95% for 5 years and linear degradation to 87% for 25 years
Certifications	According to IEC/EN 61215 and IEC/EN 61730 guidelines *

- * Please confirm other certifications with official dealers

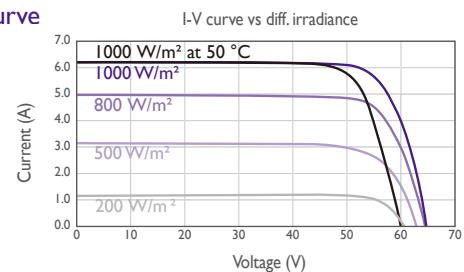
Packing Configuration

Container	20' GP	40' GP	40' HQ
Pieces per pallet	22	22	22
Pallets per container	6	14	28
Pieces per container	132	308	616


Dimensions mm [inch]



I-V Curve



Current/voltage characteristics with dependence on irradiance and module temperature.



AU Optronics Corporation

No. 1, Li-Hsin Rd. 2, Hsinchu Science Park, Hsinchu 30078, Taiwan
Tel: +886-3-500-8899 www.BenQSolar.com



BenQ Solar is a division of AU Optronics This datasheet is printed with Soy Ink
© Copyright, January 2014 AU Optronics Corp. All rights reserved. Information may change without notice.



BenQ
Solar